



НАРОДНАЯ УКРАИНСКАЯ АКАДЕМИЯ
СПЕЦИАЛИЗИРОВАННАЯ
ЭКОНОМИКО-ПРАВОВАЯ ШКОЛА

Ю. А. Диденко, Т. П. Охотская

В ПОМОЩЬ УЧИТЕЛЮ
пособие для учителей
по использованию учебного
курса «fly high 2»

Издательство НУА

НАРОДНАЯ УКРАИНСКАЯ АКАДЕМИЯ
СПЕЦИАЛИЗИРОВАННАЯ
ЭКОНОМИКО-ПРАВОВАЯ ШКОЛА

Ю. А. Диденко, Т. П. Охотская

В ПОМОЩЬ УЧИТЕЛЮ
пособие для учителей
по использованию учебного
курса «fly high 2»

Харьков
Издательство НУА
2015

УДК 373.3.016:811.111(072)
ББК 74.268.1Англ
Д45

*Утверждено на заседании кафедры
иностранных языков СЭПШ
Народной украинской академии.
Протокол № 5 от 01.12.2014*

Метою посібника є надати практичну допомогу вчителям, які бажають розвивати та закріплювати навички учнів, які ті отримали при роботі з основним підручником “Fly High 2”. Посібник включає приклади граматичного і лексичного матеріалу. Матеріали розподілено на модулі і містяться в тому ж порядку, як і в навчальному курсі.

Диденко, Юлия Александровна.

Д 45

В помощь учителю : пособие для учителей по использованию учеб. курса “Fly High 2” / Ю. А. Диденко, Т. П. Охотская ; Нар. укр. акад., [каф. иностр. яз. СЭПШ]. – Харьков: Изд-во НУА, 2015. – 42 с.

Цель пособия – оказать практическую помощь учителям, желающим развивать и закреплять навыки учащихся, полученных учащимися при работе с основным учебником “Fly High 2”. Пособие содержит примеры грамматического и лексического материала. Материалы разбиты на модули и размещены в том же порядке, что и в учебном курсе.

**373.3.016:811.111(072)
ББК 74.268.1Англ**

© Народная украинская академия, 2015

ВВЕДЕНИЕ

Данное пособие предназначено для учителей английского языка, работающих с детьми второго года обучения. Пособие составлено на основе курса Fly High 2 и содержит такие разделы: «Alphabet», «Numbers», «Colours», «Me and my school», «Me and my family», «Me and my friends», «Me and my holidays», «Me and my day», «Me and my home». Работа содержит ряд заданий, которые могут быть использованы как дополнительные упражнения для закрепления лексического и грамматического материала, развития навыков чтения, письма, говорения и аудирования.

При изучении английского языка на начальном этапе осуществляется процесс интеграции, заключающийся в том, что обучение языковым средствам общения происходит не отдельно, а взаимосвязано: дети овладевают звуками, интонацией, словами, грамматическими формами, выполняя речевые действия с языковым материалом и решая разнообразные задачи общения. Все формы и виды общения взаимодействуют друг с другом, и обучение им также осуществляется взаимосвязано: дети читают то, что усвоено в устной речи (слушании и говорении), рассказывают о том, что они читают, пишут то, что они в состоянии сказать устно. Поэтому рекомендуется обучать чтению на основе устной речи, а также учить детей пользоваться письмом для лучшего усвоения лексики и грамматики и овладения устной речью и чтением.

В младшем школьном возрасте целенаправленно формируется письмо. Выполнение письменных работ служит повышению эффективности изучения иностранного языка, так как создаются условия для актуализации имеющихся знаний, навыков и умений обучающихся, проявления их способностей и жизненного опыта.

Задача учителя – всячески способствовать развитию внутреннего мотива ребёнка, направленного на познавательную деятельность. В области письма учащиеся младших классов могут приобрести навыки написания букв, буквосочетаний, слов, словосочетаний и предложений.

СОДЕРЖАНИЕ

1. Введение	3
2. Alphabet	5
3. Colours	8
4. Numbers	11
5. Me and my school	16
6. Me and my family	22
7. Me and my friends	26
8. Me and my holidays	30
9. Me and my day	33
10. Me and my home	37
11. Список использованной литературы	41

I. Alphabet

ABC

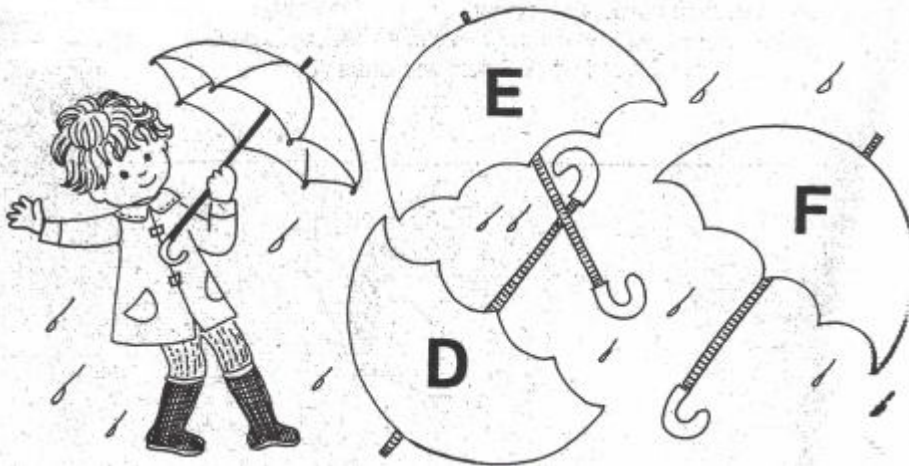
Can you write the missing letter?

a b _____ e _____ g h
_____ k _____ n _____
_____ q _____ u v
_____ y z



ABC

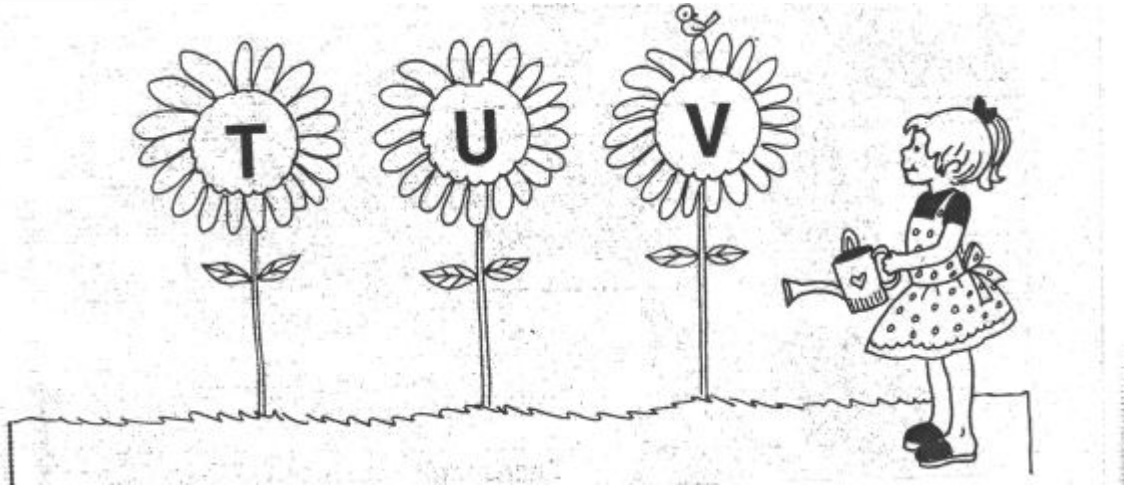
How well do you know the alphabet? Fill in each blank by writing the letter that comes next in the alphabet!



U	V	_____	F	G	_____
X	Y	_____	I	J	_____
A	B	_____	K	L	_____
B	C	_____	M	N	_____

ABC

How well do you know the alphabet? Fill in each blank by writing the letter that comes next in the alphabet!



D	E	F	___	S	T	U	___
G	H	I	___	V	W	X	___
J	K	L	___	E	F	G	___
M	N	O	___	A	B	C	___

ABC

Fill in each blank by writing capital or small letters.

A	___	___	h	O	___	___	v
___	b	I	___	___	p	W	___
C	___	___	j	Q	___	___	x
___	d	K	___	___	r	y	___
E	___	___	l	S	___	___	z
___	f	M	___	___	t		
G	___	___	n	U	___		



Circle the letters which are the same as in the grey box.

b

d p d q b d b q b p d b d b q p d b b d

d

q b p d d q b b p q b d d p b d q b d b

q

p b q q p d d q p b q p d b q p b q b d


p

q b p p b d b q b p d b d p q p d b p q


II. Colours



Colour the parrot. Then complete the sentences.



1. My parrot has got a blue head.
2. My parrot has got a _____ nose.
3. He's got _____ shoulders.
4. He's got _____ legs.
5. And he's got _____ toes.



Complete the sentences. Choose one word from the box.

What


red

colour

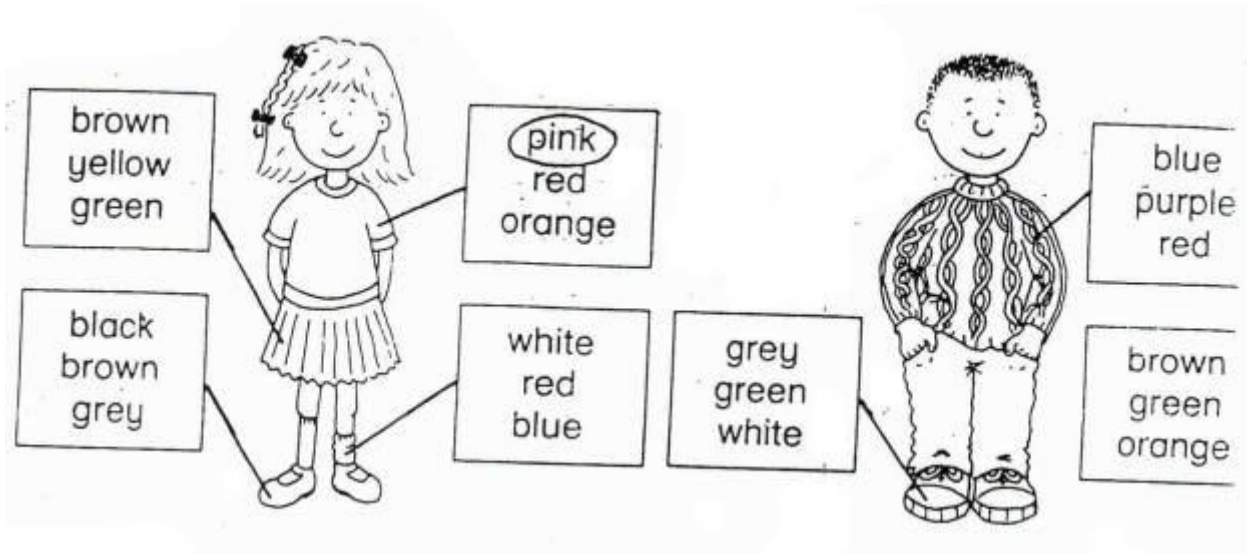
got

trousers

1. What _____ are your eyes?
2. She's _____ long brown hair.
3. _____ colour is her skirt?
4. I've got a pair of yellow _____.
5. Kate has got a _____ hat.




Choose one colour from the box. Then colour the clothes.



Find the words from the list


r e d b n b e e
 e w g l b r o w
 i o r u n o l h
 g r e e n w g i
 r a y p i n k t
 b n p u r p l e
 i g b l a c k n
 y e l l o w c g

red
 pink
 white
 black
 yellow
 grey
 green
 blue
 orange
 purple
 brown



Complete the sentences. Choose one word from the box.
Then colour the picture.

elephant dog bird snake lion mbnkey




The _____
has got a red apple.




The _____
has got a blue umbrella.



The _____
has got a blue ball.



The _____
is in a green box.



The _____
is in a yellow cage.




The _____
is on a black bicycle.



III. Numbers

Join each tortoise to its matching leaf.



Find and circle the numbers.

zero one two three four five six seven eight nine ten

t	e	i	g	h	t	f
w	p	o	t	z	o	o
o	i	o	n	e	s	u
e	s	i	x	r	e	r
n	i	n	e	o	v	t
h	t	h	r	e	e	e
f	i	v	e	n	n	n



Match the numbers. Do the sums. Count the objects.




four
 nine
 one
 eight
 two
 six
 five
 three
 ten
 seven




$2 + 3 = ?$	$6 - 4 =$
two + three = five	six - four =
$4 + 2 =$	$8 - 7 =$
$3 + 4 =$	$5 - 2 =$
$5 + 5 =$	$9 - 1 =$

How many?


















five pencils





Write the missing numbers.

- a $17 + 5 =$  **22**
- b $4 + 25 =$ 
- c $16 + 7 =$ 
- d $8 + 19 =$ 
- e $7 + 15 =$ 
- f $6 +$  $= 20$
- g $7 +$  $= 27$
- h $24 +$  $= 30$
- i  $+ 30 = 50$

<p>a 16 birds are on the grass. 4 more come. How many now? _____</p> 	<p>b 12 frogs are in the pond. 6 more jump in. How many now? _____</p> 
<p>c _____ cats sat on the mat. 9 more sit. There are 17 now.</p> 	<p>d 23 cows are in a field. _____ more come. There are 30 now.</p> 
<p>e _____ children are in the pool. 21 more jump in. There are 32 now.</p> 	<p>f 34 bats are in the air. _____ more fly. There are 43 now.</p> 



Listen to your teacher and write the numbers.

1	2	3	4
5	6	7	8

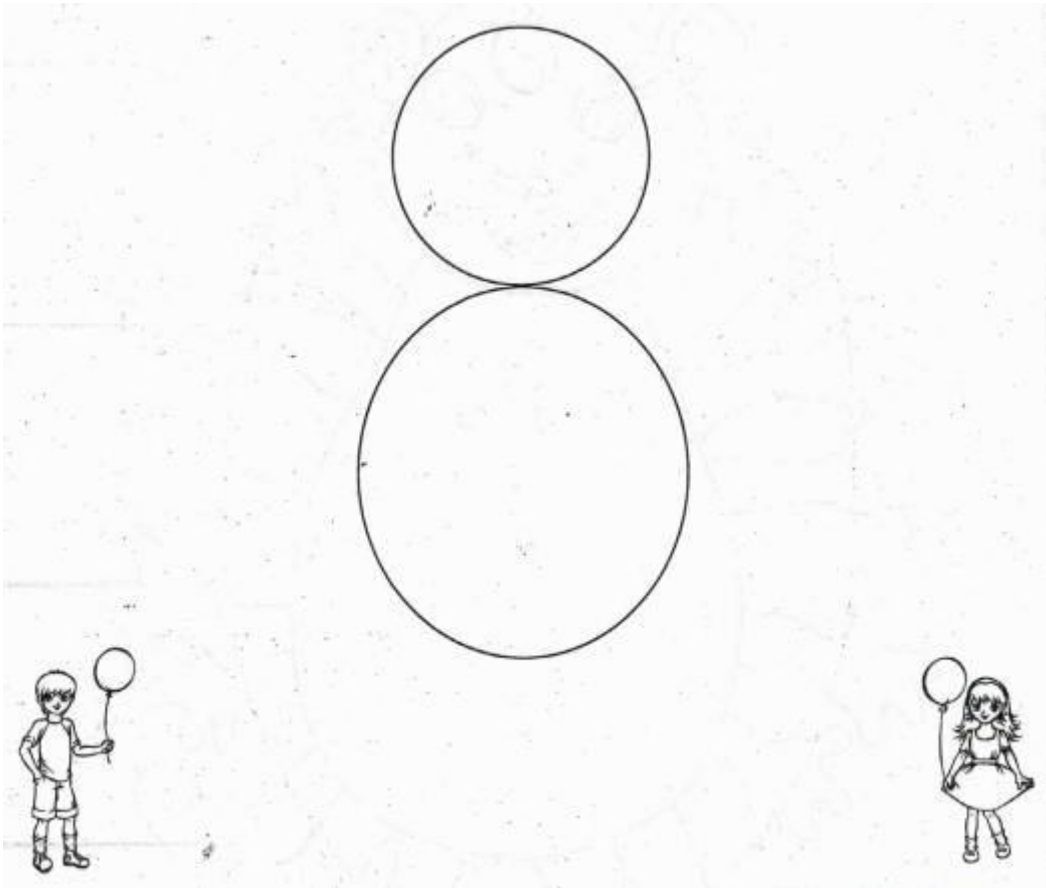
Colour the alien and say what has he got?



Teacher's notes.

Let the children to colour the alien that says "I've got two green ears and two red eyes. I've got an orange mouth and a yellow mouth. I've got three green hands, six pink hands. My body is red. My head is green". Let the children name their own colours.

Draw an alien.



Teacher's notes.

The teacher says: "The children are going to visit another planet. They want to know how do the aliens look? Help them."

There are coloured pencils in front of the children.

The teacher: «Take a red pencil. Draw a big, red nose.

Take a green pencil. Draw three eyes

Take a pink pencil. Draw four little ears.

Take a blue pencil. Draw a big mouth.

Take a yellow pencil. Draw hair.

Take a pink pencil. Draw four hands

Take an orange pencil. Draw six legs».

IV. Me and my school



















Find and write the following words: school, teacher, brush, chair, desk, bag, pen, pencil, book, ruler, sharpener, pencil case, copy-book, map, blackboard, paints. Color the pictures.





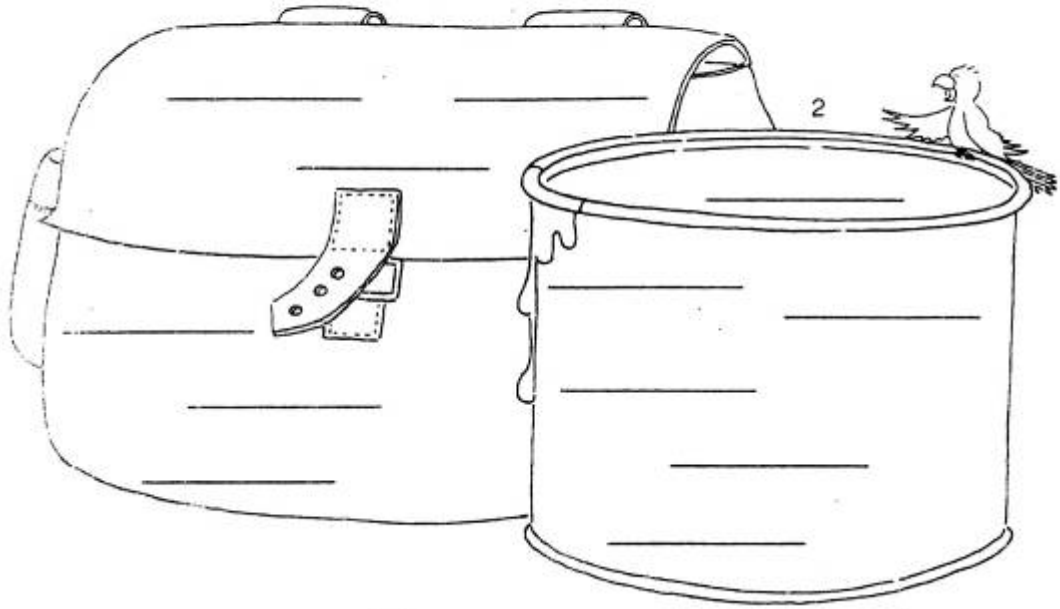
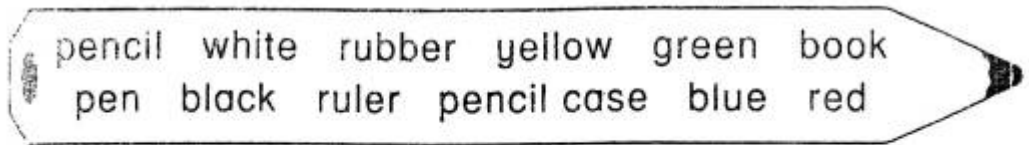
Choose 6 objects from the big table and write their names into the small one. Play "Bingo!" game.

BINGO!




Write.



Read and colour.

a red book, a green bag, a yellow ruler,
a blue pencil, a white balloon





Answer the questions.

1. What's this?

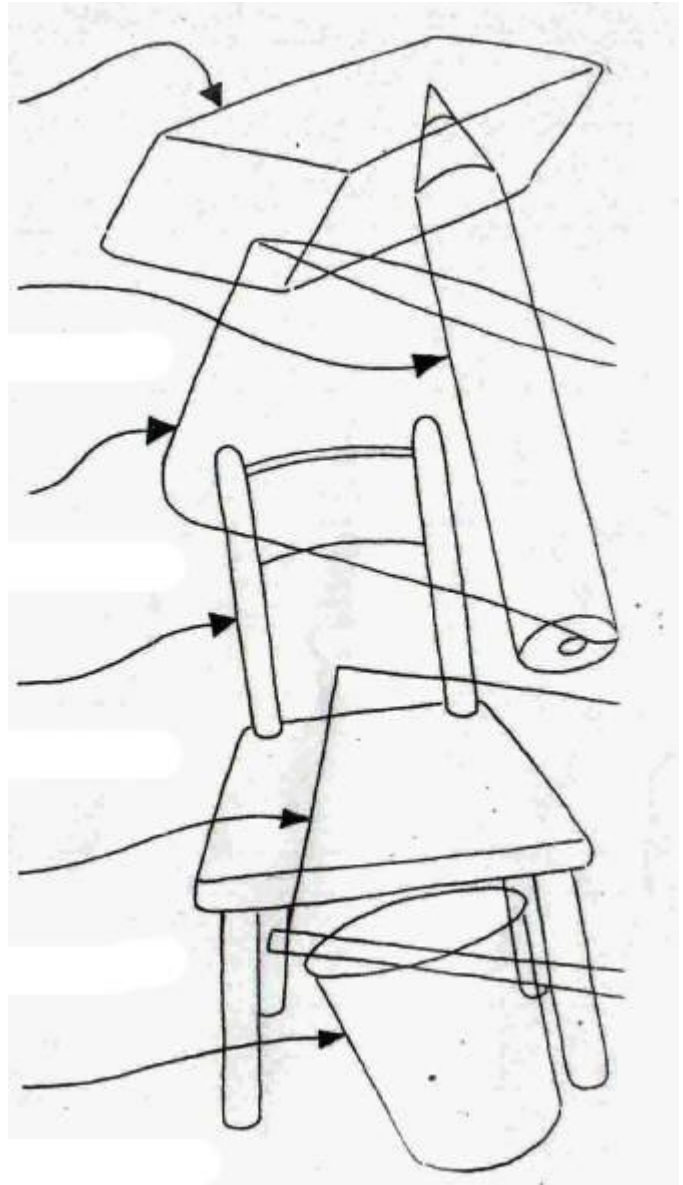
2. What's this?

3. What's this?

4. What's this?

5. What's this?

6. What's this?






Match and write a or an.

1.  What's this?

2.  What's this?

3.  What's this?

4.  What's this?

5.  What's this?

6.  What's this?

7.  What's this?

8.  What's this?

9.  What's this?

10.  What's this?

a. It's **a** bag.

b. It's ___ insect.

c. It's ___ octopus.

d. It's ___ book.

e. It's ___ apple.

f. It's ___ rubber.

g. It's ___ school.

h. It's ___ pencil.

i. It's ___ elephant.

g. It's ___ umbrella.



Write this or that.

1) This is a flower.



2) That is a flower.



3) _____ is a table.



4) _____ is a chair.



5) _____ is a computer.



6) _____ is a pencil.



* * *

1) Is _____ a bag?



Yes, it is.

2) Is _____ a book?



_____.

3) Is _____ a pen?



No, it isn't.

4) Is _____ a bird?









_____.

V. Me and my family



Look at each family member picture and fill in the missing letters to spell the name of each family member correctly.

 ← m__ther _____	 g__andp__ _____
 ↓ fa__her _____	 __ran__ma _____
 ↓ __ist__r _____	 ← br__the__ _____



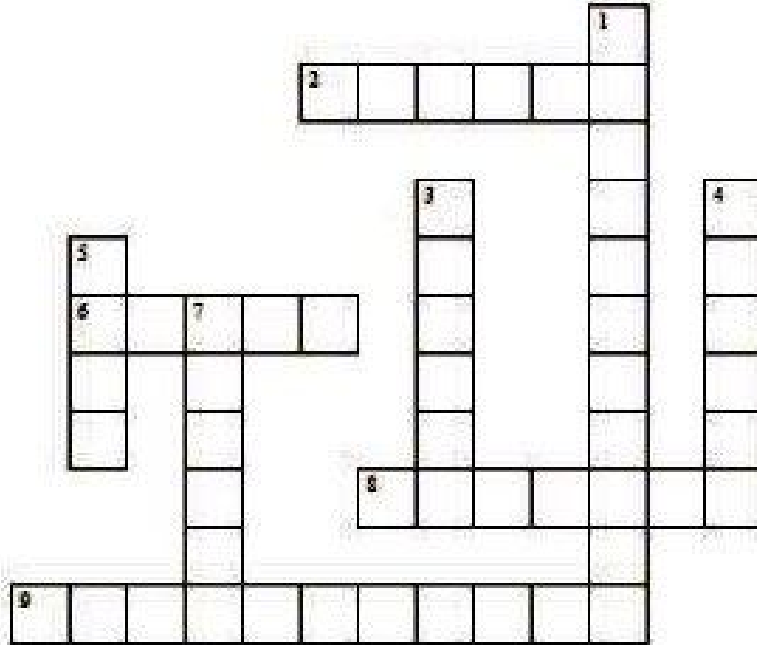
Read and circle the family words.

My name's Sam. I live in a big house with my mum and dad and my three sisters and two brothers. My grandpa and grandma live in the house next to us. I love animals. I've got five cats, two dogs and ten fishes.





Solve the crossword



Across

2. He is also known as Dad.
6. Your father's brother.
8. A boy that has the same parents as you.
9. Your mother's father.

Down

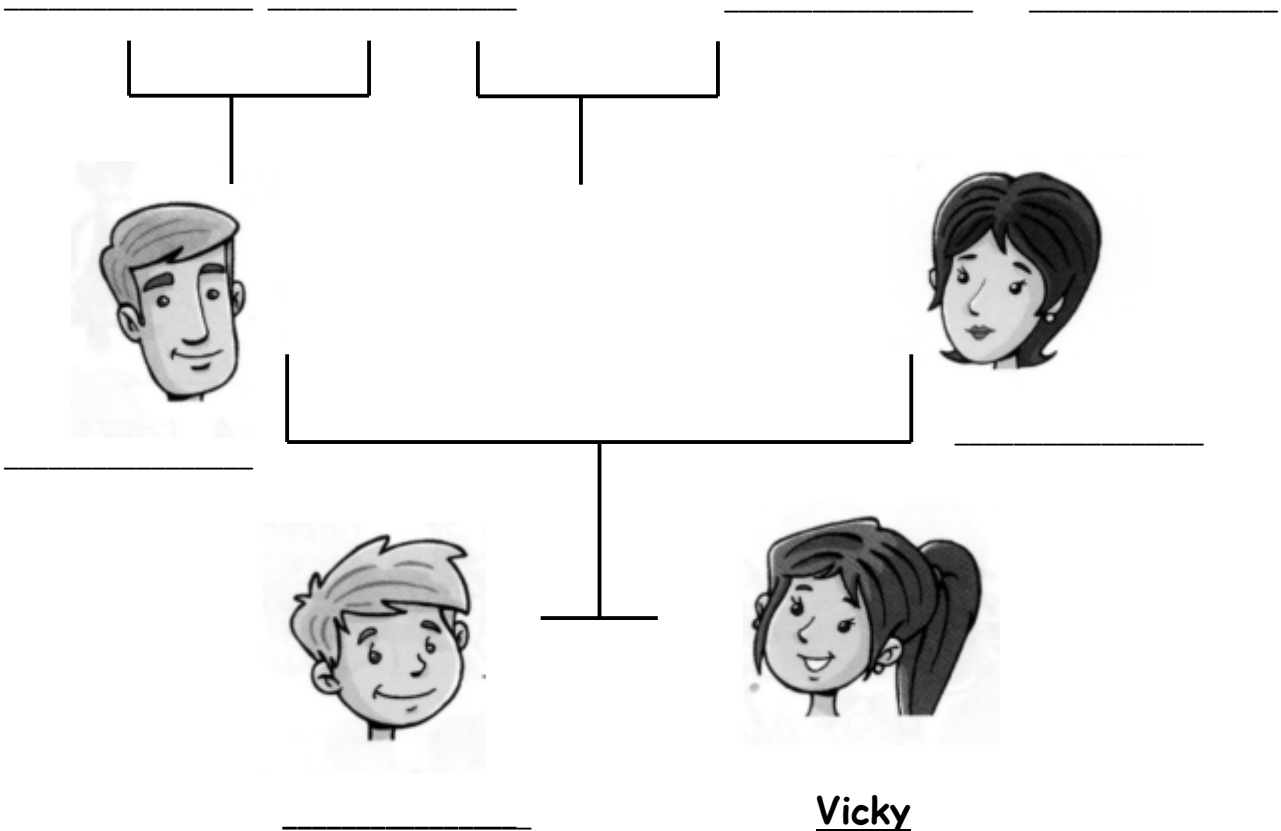
1. Your father's mother.
3. She gave birth to you.
4. A girl who has the same parents as you.
5. Your father's sister.
7. Your aunt's child.



Look at the Vicky's family tree. Read the text and write the names under the pictures.



Hi! I'm Vicky. This is my family. I've got mum and dad. My mum's name is Mary. She is pretty and nice. My dad's name is Peter. He is strong and kind. I've got two grandpas and two grandmas. My dad's father is John, my dad's mother is Margaret. My mum's parents are Jim and Catherine. I've got a brother. He's Rob. My family is big. I love my family.



Vicky



Think about your family and draw a picture of them in the box below. Then write about your family.



Do the tasks.

Write *am, is or are*.

1. He ____ my brother.
2. We ____ friends.
3. It ____ a chair.
4. She ____ my grandma.
5. I ____ Sally.
6. You ____ my grandpa.
7. They ____ balls.
8. I _____ (write your name).
9. I _____ (write your age).

Write in English.

Я Чета. Я обезьянка. _____
Она моя сестра. _____
Вы мои друзья. _____
Они мои бабушка и дедушка.

VI. Me and my friends

Put the letters into the correct order to make words.
Then match.



e k t i _____
d c l o y u _____
o c t r p u m e a m e g _____
w n e _____
l o d _____
r a d i o _____





Find the mistakes, write the words under the pictures correctly.

winer toyz trein clow price ctrong hear slide
 rolerblads funi fust long shot sta buterfly

				
_____	_____	_____	_____	_____
				
_____	_____	_____	_____	_____
				
_____	_____	_____	_____	_____ _____



Choose and write.

Ooh my hand!

Ooh my nose!

Ooh my head!

Ooh my knees!

Ooh my elbow!

1
Ooh my
elbow!



2



3



4




5





Draw a picture of your friend, then write about her/him.



His/her name's

He/she lives in.....

He's/she's.....years old.

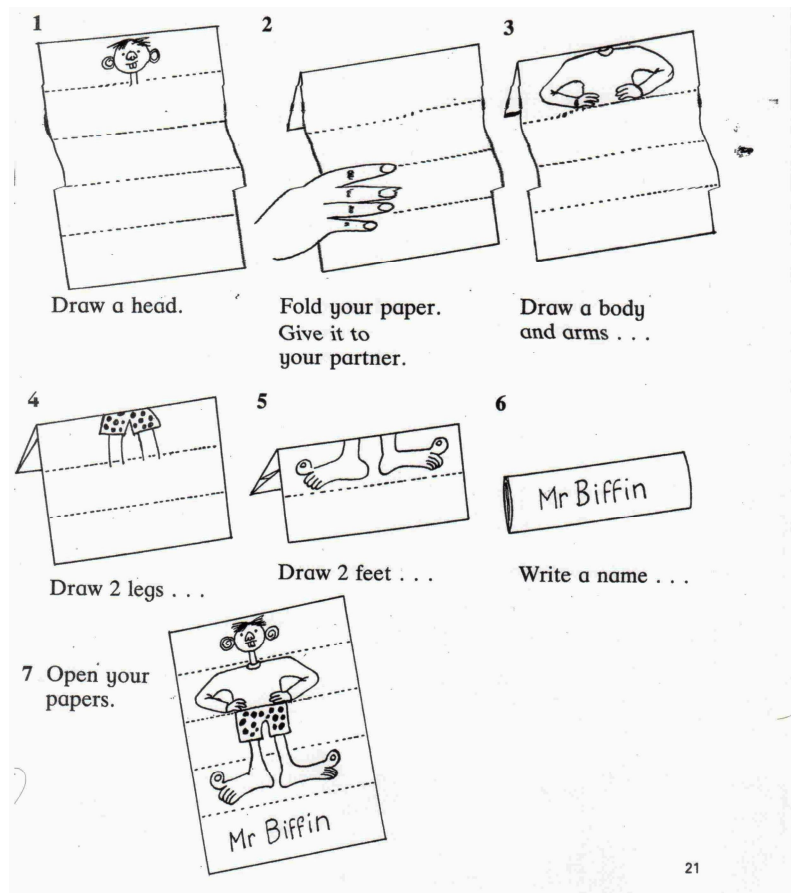
His/her hair's.....

His/her eyes are.....

He/she likes.....

..... and.....

Play the game!


















VII. Me and my holidays



Write the missing letters,
then write the words under the pictures.

r__de, pa__k, rol__erbl__de, rive__, play__round,
tr__ehou__e, __hop, sin__, j__mp, swi__, s__ip, wa__k,
cl__mb, ca__ry, swim__ing po__l

				
_____	_____	_____	_____	_____
				
_____	_____	_____	_____	_____
				
_____	_____	_____	_____	_____




Match the actions with appropriate locations.

	<p>swimming pool</p>
	<p>treehouse</p>
	<p>park</p>
	<p>river</p>
	<p>playground</p>
	<p>shop</p>

<p>sing</p>	
<p>rollerblade</p>	
<p>ride</p>	
<p>climb</p>	
<p>carry</p>	
<p>swim</p>	



Listen to the story (Pupil's book, p. 64). Write the missing words.



VIII. Me and my day



Choose the answer choice that best defines the word in capital letters.

1) BREAD

- A. something you eat
- B. something you ride
- C. something you drink

2) LUNCH

- A. a meal in the morning
- B. a meal in the afternoon
- C. a meal in the evening

3) BREAKFAST

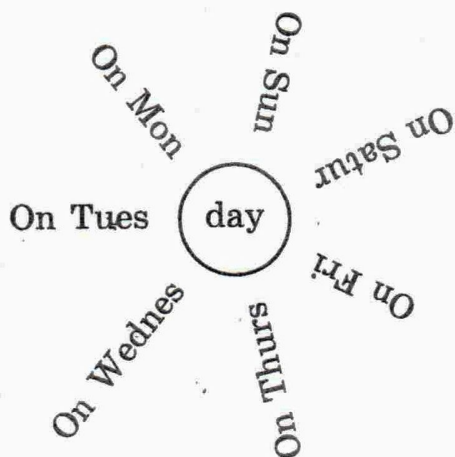
- A. a meal in the morning
- B. a meal in the afternoon
- C. a meal in the evening

4) HUNGRY

- A. you need friends
- B. you need clothes
- C. you need food



Tell us about yourself. Make sentences as in example.



- ... read books.
- ... go to school.
- ... sing songs.
- ... dance.
- ... go to the disco.
- ... write letters.
- ... play computer games.
- ... play football.
- ... play with the friends.
- ... get up late.
- ... wash my face with cold water.
- ... have breakfast late.

Образец: On Monday I dance. On Tuesday I



Read the story about parrot-guzzler. Replace the pictures corresponding words. Tell the story about this parrot.

parrot banana cake
jam apple orange carrot

Ben is a parrot. The  likes to eat.

On Monday the  eats...  s.



Draw a meal for breakfast, lunch and dinner and tell about it. Tell what do you like and what you don't like.

I like ice cream, chicken and salad. I don't like...

This is my breakfast. I have / eat an egg, bread and honey and some milk. This is my lunch... This is my dinner...



Draw and say what do you do during the day.

My working day.

My name is Mary. I get up at seven o'clock. I clean my teeth, have breakfast and go to school. At school I have 5 lessons. My favourite lessons are English and Art. At 1 o'clock I have lunch and go to the swimming practice (тренировка). In the afternoon I do my homework and play with my friends. In the evening I have dinner and play computer games. I go to bed at 9 o'clock.



Circle doesn't or don't.

He ~~doesn't~~ ~~don't~~ play tennis.



We ~~doesn't~~ ~~don't~~ pick flowers in the winter.

Kate ~~don't~~ ~~doesn't~~ like to fish.



You ~~don't~~ ~~doesn't~~ play checkers.

They ~~doesn't~~ ~~don't~~ knit.

Sam ~~don't~~ ~~doesn't~~ collect stamps.




I ~~doesn't~~ ~~don't~~ play chess.


They ~~don't~~ ~~doesn't~~ spend their leisure time together.





What time is it?


Write the time on the line below each clock.

































IX. Me and my home

Look at the pictures. Find the words in the word puzzle..






Look at the picture. Say what can you see in the room and where are these things.



Draw your room. Tell about your room as in example.



Example. I've got a room. It is not very big. There is a window in my room. I've got a bed, a desk, a chair, a bookshelf (полка для книг) and a cupboard. The books are on the bookshelf. The clothes are in the cupboard. My toys are on the bed...

Write verbs in brackets in Present Simple.



1. Sally _____ (get up) at six o'clock.
2. We _____ (not/ play) at school.
3. He _____ (not/ make) a cake.
4. _____ you _____ (do) your homework?
5. _____ he _____ (sing) well?
6. We _____ (not/ go) shopping every day.

Write verbs in brackets in Present Continuous.



1. Trumpet _____ (not/ clean) the floor.
2. I _____ (go) to the supermarket.
3. She _____ (make) a cake.
4. _____ he _____ (sing)?
5. The man _____ (buy) food.
6. I _____ (not/go) to the cinema.

Write Let's or Don't.



1. _____ talk in the library! (-)
2. _____ go to the cinema. (+)
3. _____ wait for the bus. (+)
4. _____ taste the cake! (-)
5. _____ go shopping this afternoon. (-)



Write in Present Continuous.

1. They/play/football. _____.

2. We/not/eat/apples. _____.

3. I/cook/spaghetti. _____.

4. Mum and Dad/watch/TV. _____.

5. You/not/sing/a song. _____.

6. A dog/chase/a cat. _____.

Список использованной литературы

1. Rachel Finnie. Fly High 2. Teachers' Guide
2. Играем в школу. под ред. Центра нетрадиционных методов воспитания и обучения "Зилери". 1993 -14 с.
3. Т.И. Ижогина, С.А. Бортников. Волшебный английский. - Ростов н/Д: изд-во «Феникс», 2003. – 448 с.

Навчальне видання

ДІДЕНКО Юлія Олександрівна
ОХОТСЬКА Тетяна Павлівна

НА ДОПОМОГУ ВЧИТЕЛЮ
посібник для вчителів
з використання навчального
курсу «Fly High 2»
(російською мовою)

В авторській редакції
Комп'ютерний набір *Т.П. Охотська*

Підписано до друку 17.01.2015. Формат 60×84/16.
Папір офсетний. Гарнітура «Таймс».
Ум. друк. арк. 2,44. Обл.-вид. арк. 2,1.
Тираж 50 пр. Зам. № 13/15

Видавництво
Народної української академії
Свідоцтво № 1153 від 16.12.2002

Надруковано у видавництві
Народної української академії

Україна, 61000, Харків, МСП, вул. Лермонтовська, 27.